

Oronoco Watermain & Wastewater Collection and Treatment Facilities

Oronoco NPDES Permit and
EAW - Public Information
Meeting and Open House

MPCA Staff – Catherine Malakowsky

Kim Grosenheider

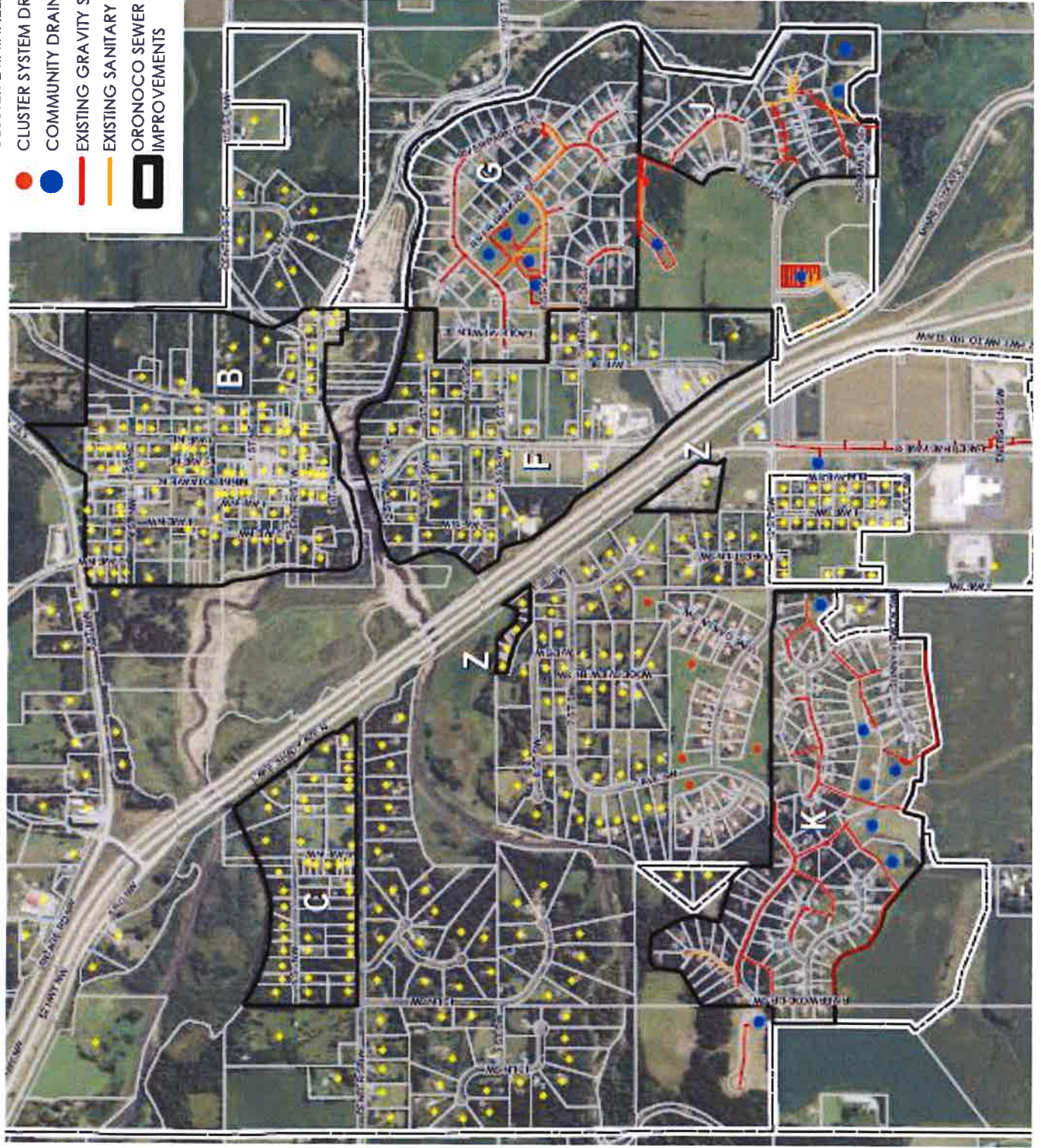
Melanie Miland

City of Oronoco – Mayor Ryland Eichhorst

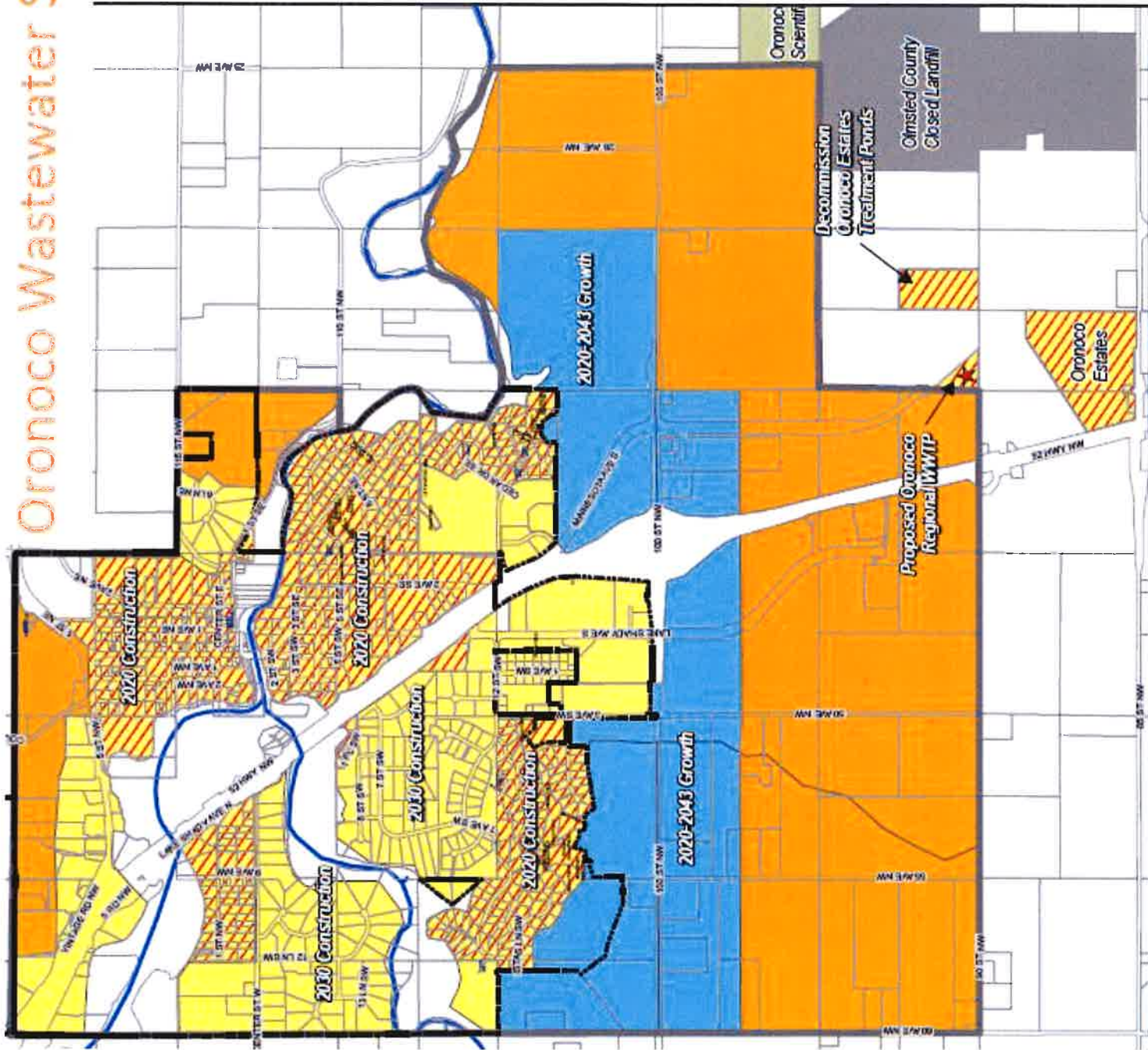
Joe Palen

Oronoco Failing Wastewater System

- SUBSURFACE SEWER TREATMENT SYSTEM INDIVIDUAL SEPTIC TANK CONNECTED TO CLUSTER DRAINFIELDS
- CLUSTER SYSTEM DRAIN FIELDS
- COMMUNITY DRAIN FIELDS
- EXISTING GRAVITY SANITARY
- EXISTING SANITARY FORCEMAIN
- ▭ ORONOCO SEWER DISTRICTS PHASE 1A IMPROVEMENTS

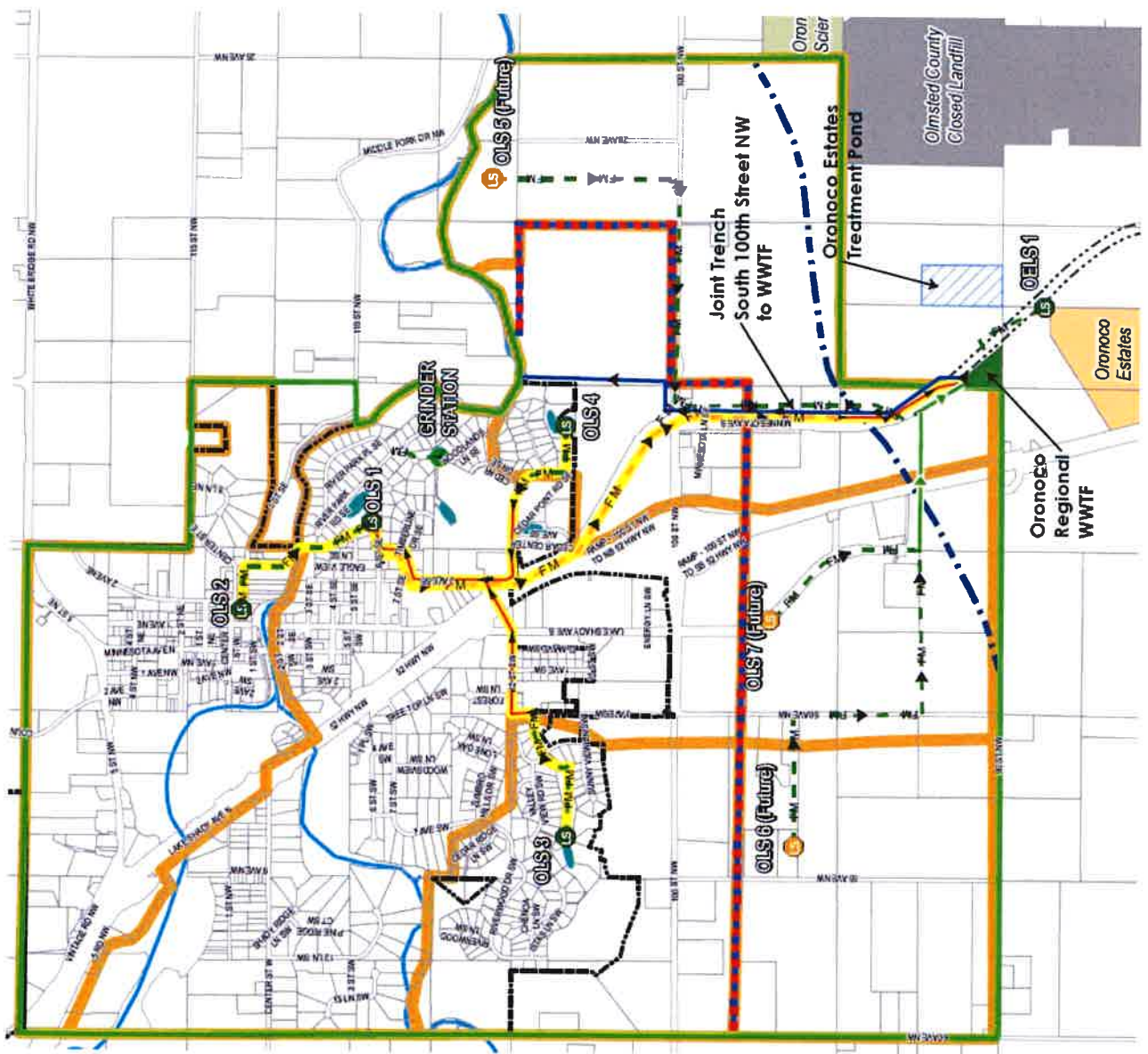


Oronoco Wastewater System Phasing Plan



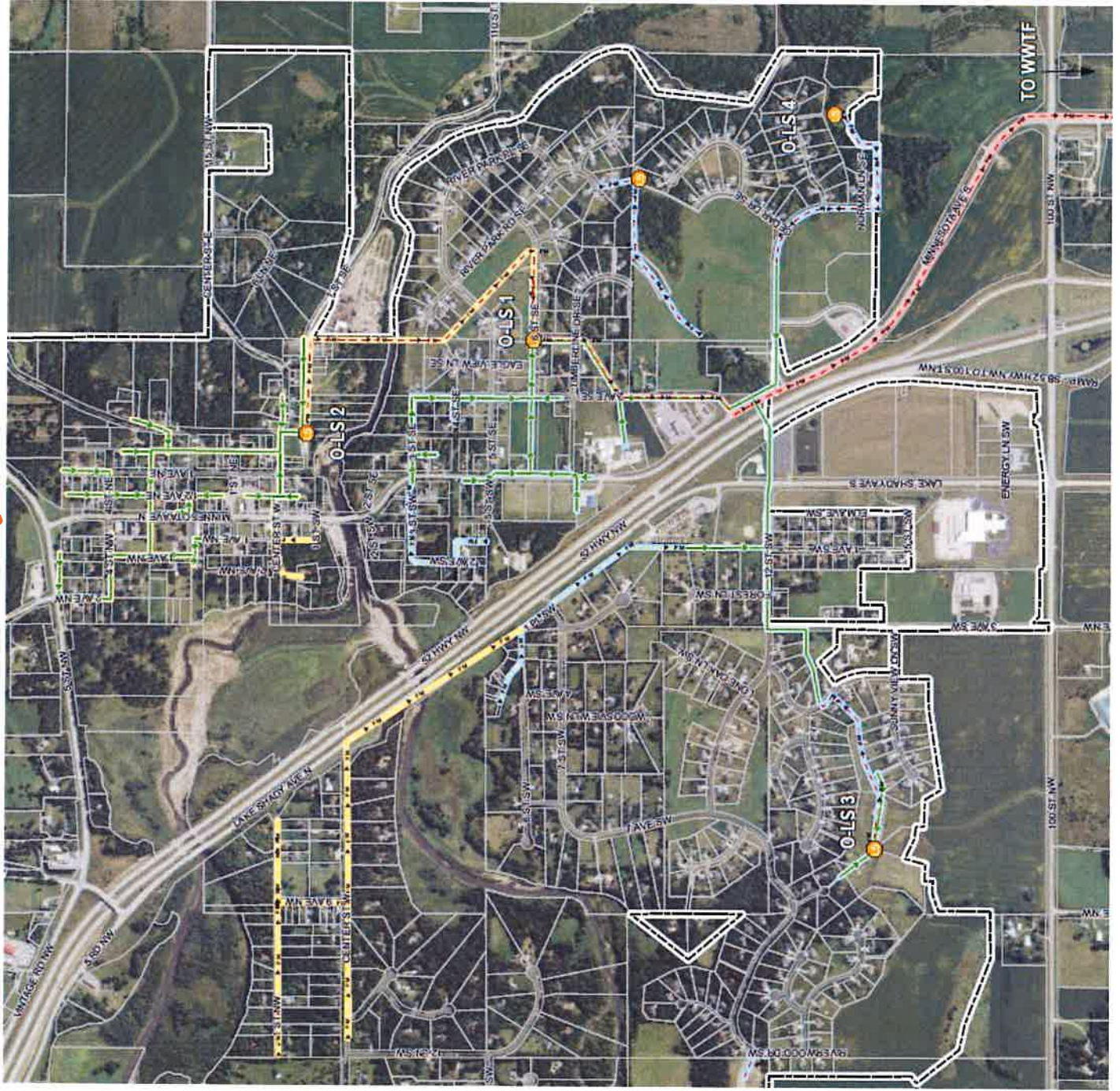
- Oronoco Ultimate Service Area
- Phase 1A (2020 Construction)
- Phase 1B (2030 Construction)
- Phase 1C (2020-2043 Growth)
- Phase 2 Service Area Beyond 2043

Trunk Sanitary Sewer System







- Proposed Lift Station
- Future Lift Station
- Proposed Grinder Station
- FM FM to WWTF
- Future FM
- Future Gravity
- Proposed Pipe
- Sewer Outfall
- Proposed Oranoco Trunk Phase 1A
- Oranoco Estates Treatment Pond
- Proposed Oranoco Regional WWTF
- Future R/W Minnesota Ave
- Oranoco Ultimate Service Area
- Lift Station Subdistrict Boundaries
- Phase 1/2 Boundary
- Existing Drainage Divide
- City Limits
- Cluster Drainfields
- Oranoco Estates
- Landfill

Lateral Sanitary Sewer Collection



Sanitary

-  Forcemain
-  Low Pressure Forcemain
-  Gravity Pipe
-  Lift Stations

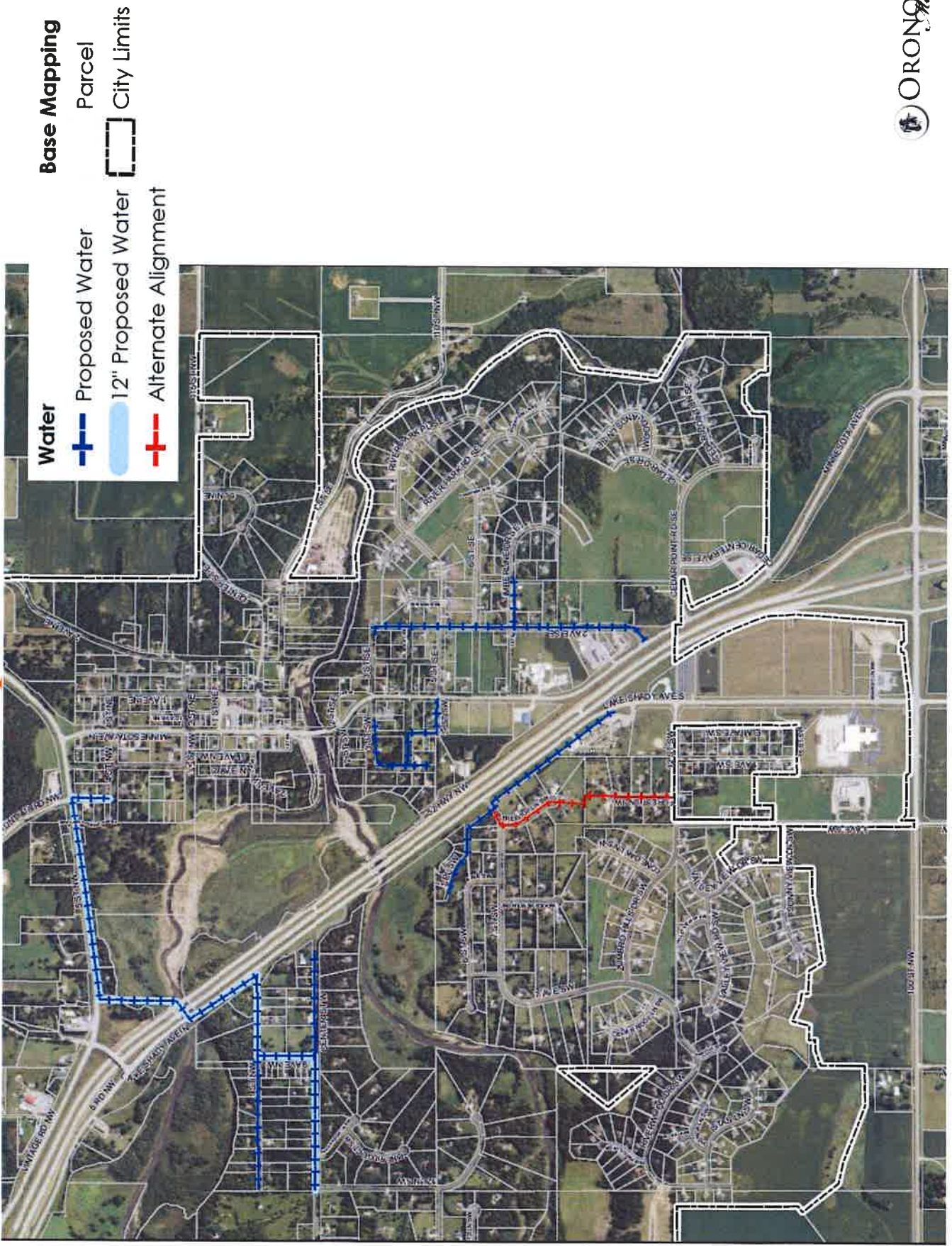
Contract

-  Contract 2
-  Contract 3
-  Contract 4

Base Mapping

-  Parcel
-  City Limits

Watermain Improvements



Project Funding Summary

Proposed Project Cost Share	Notes	Wastewater Collection & Treatment - (Oronoco and Oronoco Estates)	Water Supply and Distribution Improvements	Combined Totals	Percent of Combined Total Project Cost
Total Estimated Project Costs	4	\$35,220,000	\$2,760,000	\$37,980,000	100.00%
Local Share (Assessments / Connection Charges / Utility Rates / City Taxes)	1, 2	\$7,044,000	\$552,000	\$7,596,000	20.00%
Grant Funds Appropriated to Project by State of Mn in 2017 & 2018 Bonding Bills		\$3,000,000	0	\$3,000,000	7.90%
Anticipated PSIG (Point Source Implementation Grant) Grant Funding	3	\$7,000,000	0	\$7,000,000	18.43%
Total Estimated Request for Mn State Bonding Assistance in 2020		\$18,176,000	\$2,208,000	\$20,384,000	53.67%

Project Cost Summary Table Notes:

- 1 Wastewater local share is based upon 470 connections in Phase 1A and 1885 ERUs for all of Phase I. Local share includes fees paid via a Plant Investment Fee (PIF), Trunk Sewer Availability Charge (SAC) and Lateral Sewer assessments. See Oronoco Facility Plan Table 5-1 for additional details.
- 2 Proposed 20% wastewater system and water distribution improvements Local Share would be funded by the City and Users via loans through the CWRP & DWRF loan programs and repay these amounts over the term of the loans using Utility Rates, assessments and connection charges.
- 3 Grant funding assistance is estimated and NOT guaranteed.
- 4 The Wastewater System project cost estimate was increased by \$920,000 beyond what is in the Facility Plan to account for construction of the Point to Non-Point Streambank Stabilization Improvements required for Phosphorous Trading Credits and the Regional Wastewater Study & Facility Plan that have already been completed.